No. PDMA (SINDH)/(SITREP)/2022/1989 December 29, 2022

Period Covered: 22:00 hrs. 20-06-2022 to 28-12-2022 22:00 hrs.

DAILY SITUATION REPORT

Weather Situation Overview

Rainfall in Average (last 24 hrs.)

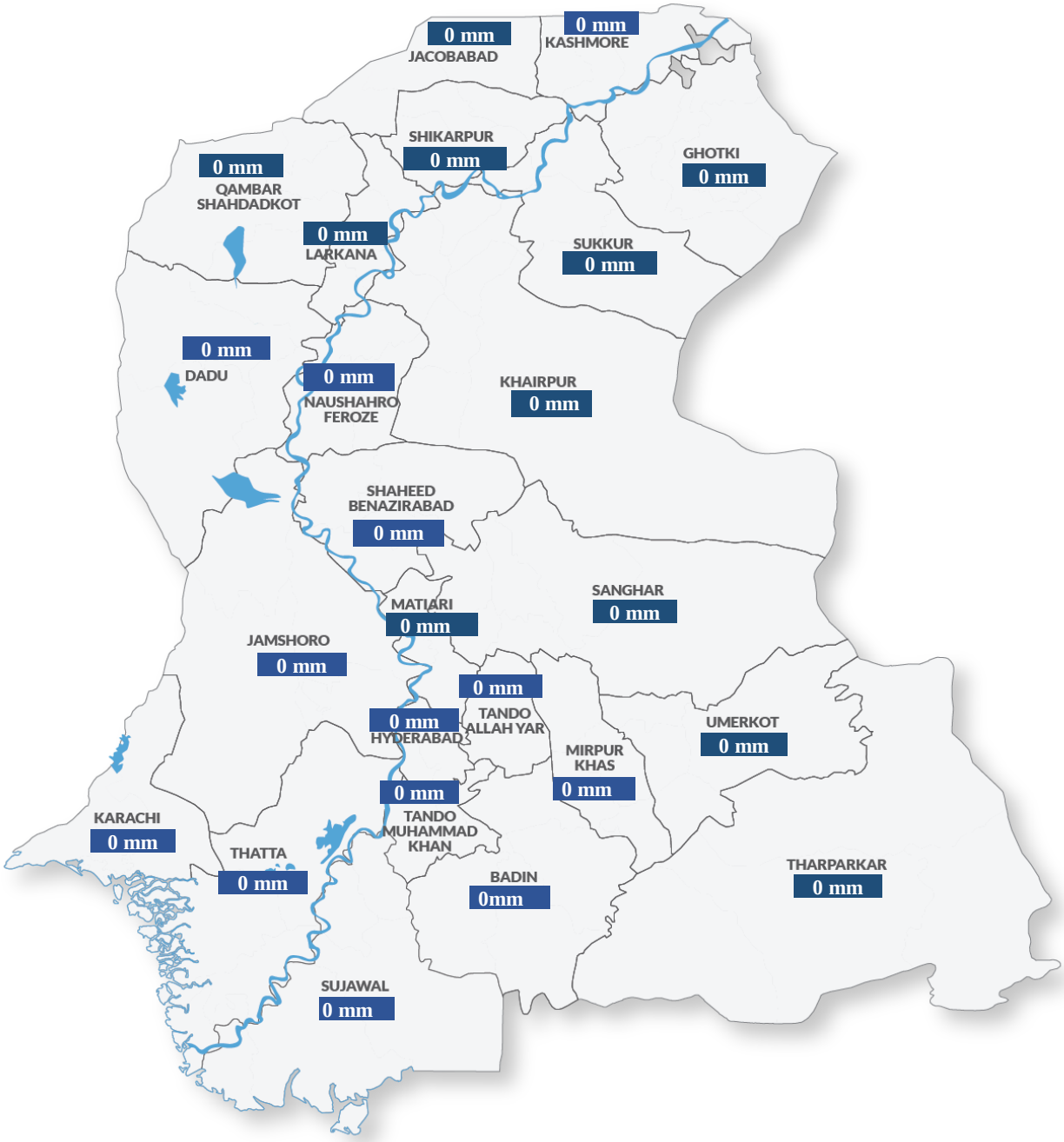

Rainfall Data Source: *CM Portal*

Weather Forecast

- Nothing to Report (NTR)

Summary of Losses

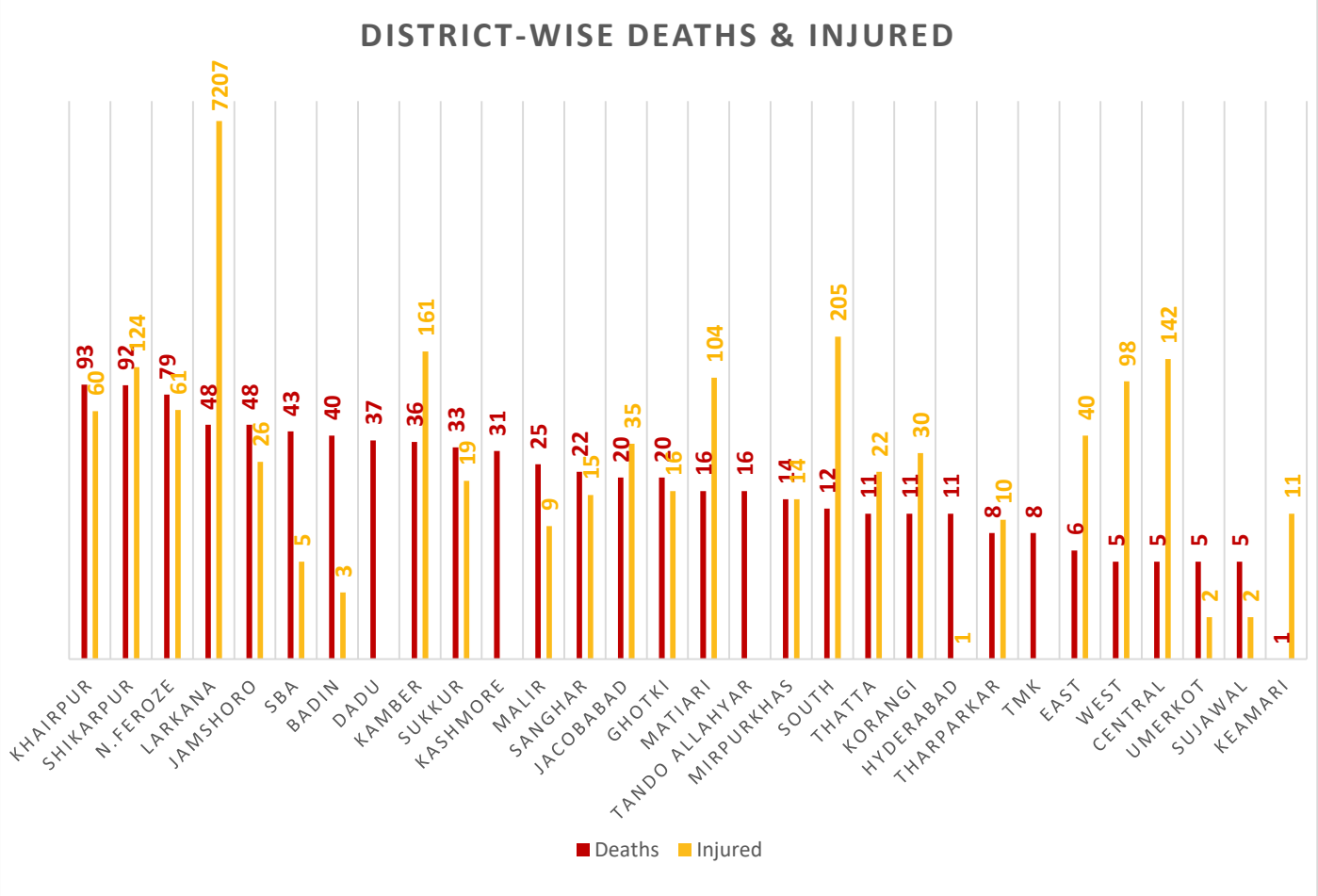

Death Data Source: *Concerned Deputy Commissioners.*

Injury Data Source: *Directorate General Health Services, Hyderabad.*

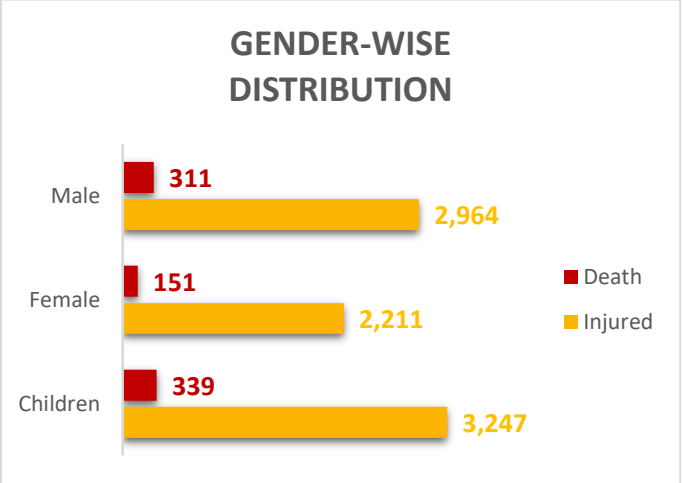

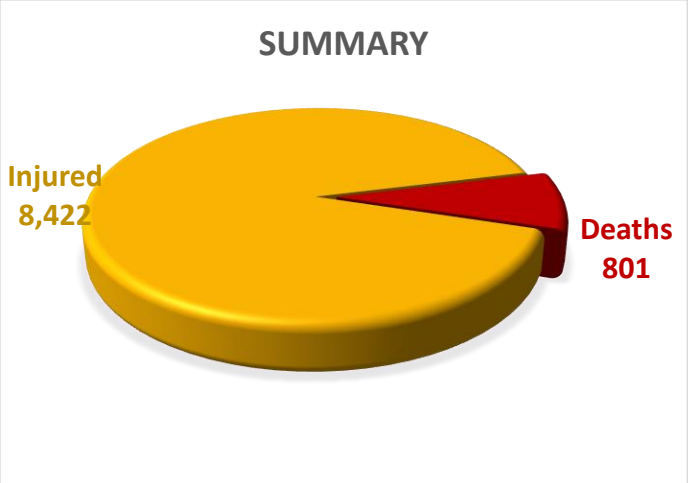

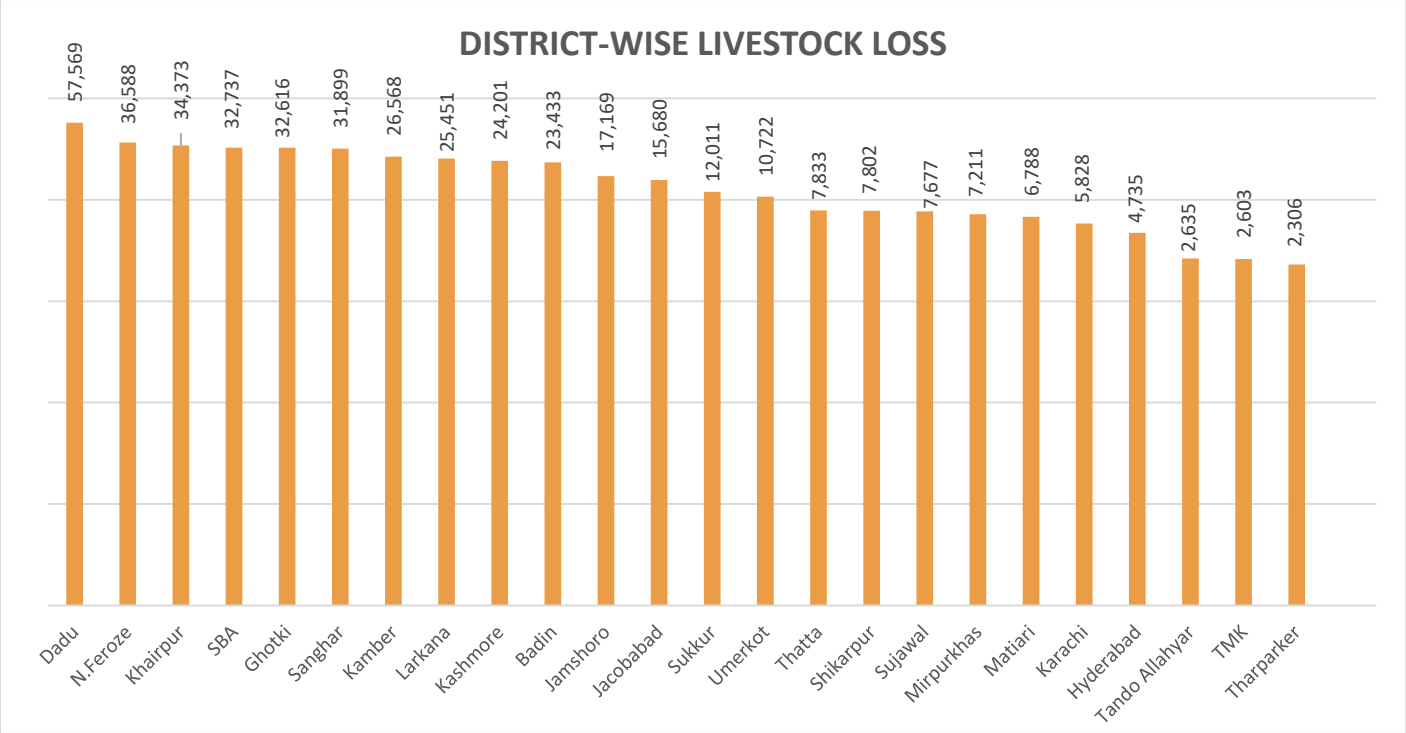

Total Livestock Perished: 436,435

Livestock Data Source: *DG Livestock Sindh.*

Summary of Infrastructure & Private Property Damage

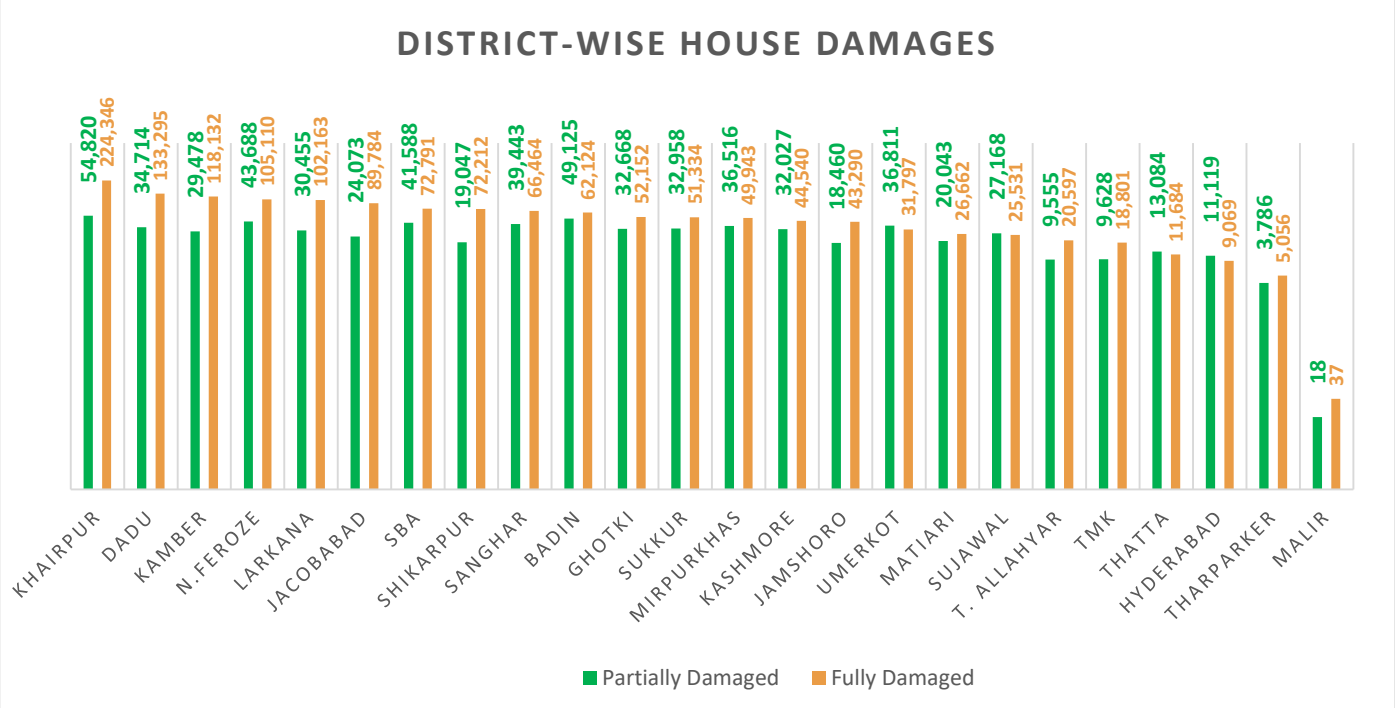

Partially Damaged – 650,272
Fully Damaged – 1,436,914
Grand Total – 2,087,186

Source: *Joint Survey.*

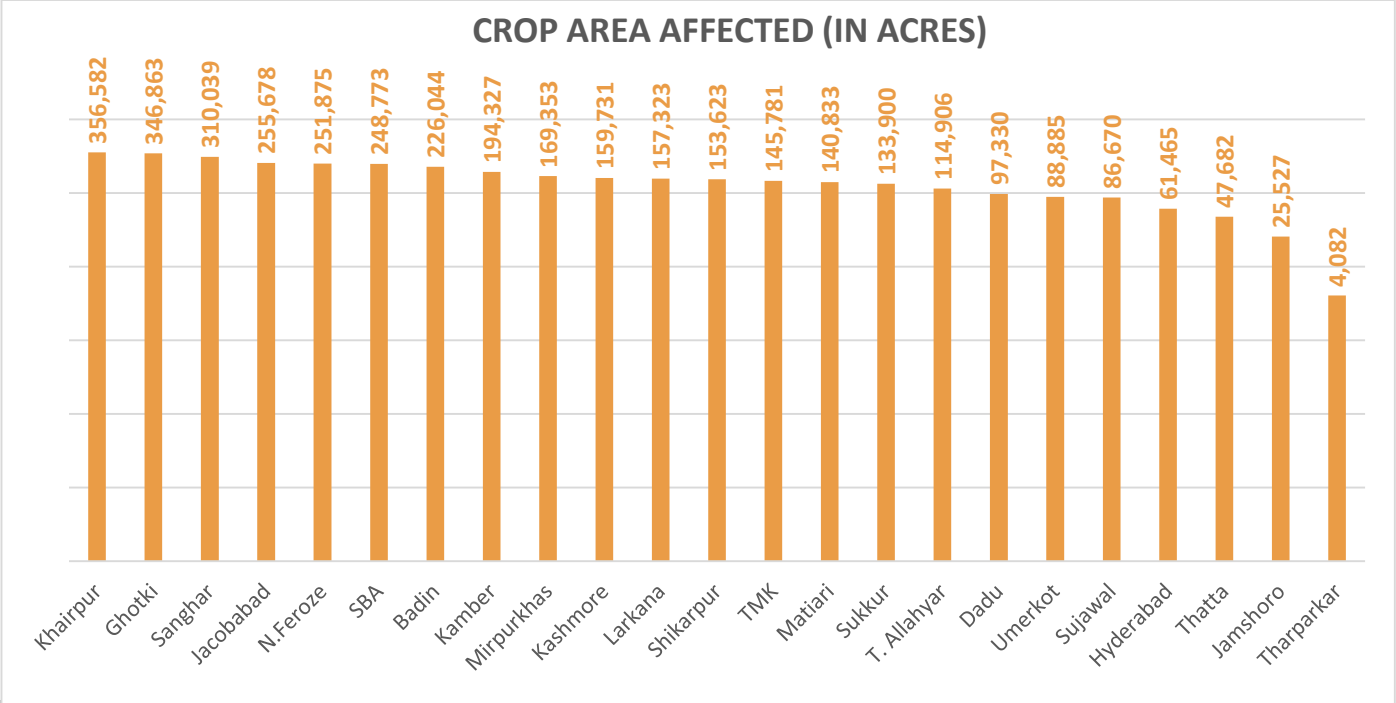

Total Crop Area Damaged: 3,777,272

Source: *Relief Department Sindh*

Division	District	No. of UC's Affected	No. of Roads	Road (km)	Bridge	Culverts	Causeways (Rft)	Shop	Hotel	Masjid
Karachi	East	-	1	8	2	-	750	-	-	-
	West	-						-	-	-
	South	18						1	-	-
	Central	-						3	-	-
	Malir	14						7	-	-
	Korangi	2						-	-	-
	Keamari	32						-	-	-
Sub Total		**66**	**1**	**8**	**2**	**-**	**750**	**11**	**-**	**-**
Hyderabad	Hyderabad	160	13	76	2	-	-	-	-	-
	Jamshoro	30	42	516	15	9	1,375	-	-	-
	Dadu	66	65	569	6	99	-	-	-	-
	Matiari	30	7	83	-	-	-	-	-	-
	Tando Allahyar	28	37	344	6	92	-	-	-	-
	TMK	28	7	118	0	6	-	-	-	-
	Thatta	40	39	291	23	233	-	-	-	-
	Sujawal	37	30	426	57	272	-	-	-	-

Division	District	No. of UC's Affected	No. of Roads	Road (km)	Bridge	Culverts	Causeways (Rft)	Shop	Hotel	Masjid
	Badin	68	53	799	13	82	0	5	2	3
Sub Total		**487**	**293**	**3,221**	**122**	**793**	**1,375**	**5**	**2**	**3**
Sukkur	Sukkur	67	20	181	1	25	-	11	-	-
	Khairpur	88	110	622	2	83	-	13	-	3
	Ghotki	66	24	252	-	-	-	-	-	-
Sub Total		**221**	**154**	**1,055**	**3**	**108**	**-**	**24**	**-**	**3**
SBA	SBA	60	58	942	15	45	-	-	-	-
	N.Feroze	68	60	727	2	124	-	-	-	-
	Sanghar	73	52	296	10	119	-	-	-	-
Sub Total		**201**	**170**	**1,965**	**27**	**288**	**-**	**-**	**-**	**-**
Larkana	Larkana	68	24	192	1	54	-	-	-	-
	Kamber-Shahdadkot	52	51	173	3	158	-	-	-	-
	Shikarpur	55	23	258	-	38	-	-	-	-
	Jacobabad	44	66	166	-	65	-	-	-	-
	Kashmore	41	24	289	1	14	-	-	-	-
Sub Total		**260**	**188**	**1,078**	**5**	**329**	**-**	**-**	**-**	**-**
Mirpurkhas	Mirpurkhas	50	15	207	6	82	-	-	-	-
	Umerkot	42	21	332	-	69	-	-	-	-
	Tharparker	3	18	597	-	80	-	-	-	-
Sub Total		**95**	**54**	**1,136**	**6**	**231**	**-**	**-**	**-**	**-**
Grand Total		**1,330**	**860**	**8,463**	**165**	**1,749**	**2,125**	**40**	**2**	**6**

Source of UCs Affected: *Relief Department Sindh*

Source of Infrastructure Damage: *Works & Services Department Sindh*

Note: *- Works & Services Department has reported that **2,548** Government buildings have been damaged.*

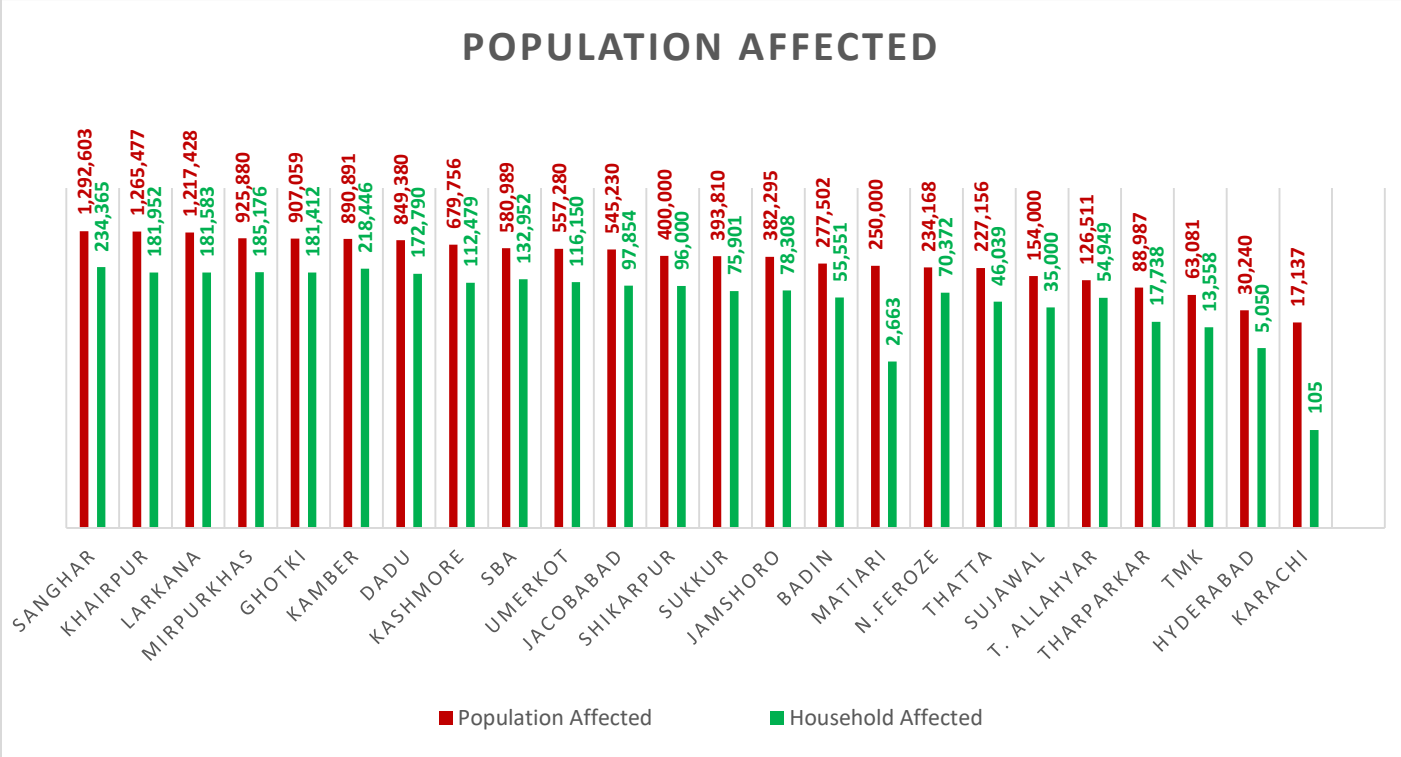

Total Population Affected: 12,356,860
Total Households Affected: 2,366,393

Source: *Concerned Deputy Commissioners.*

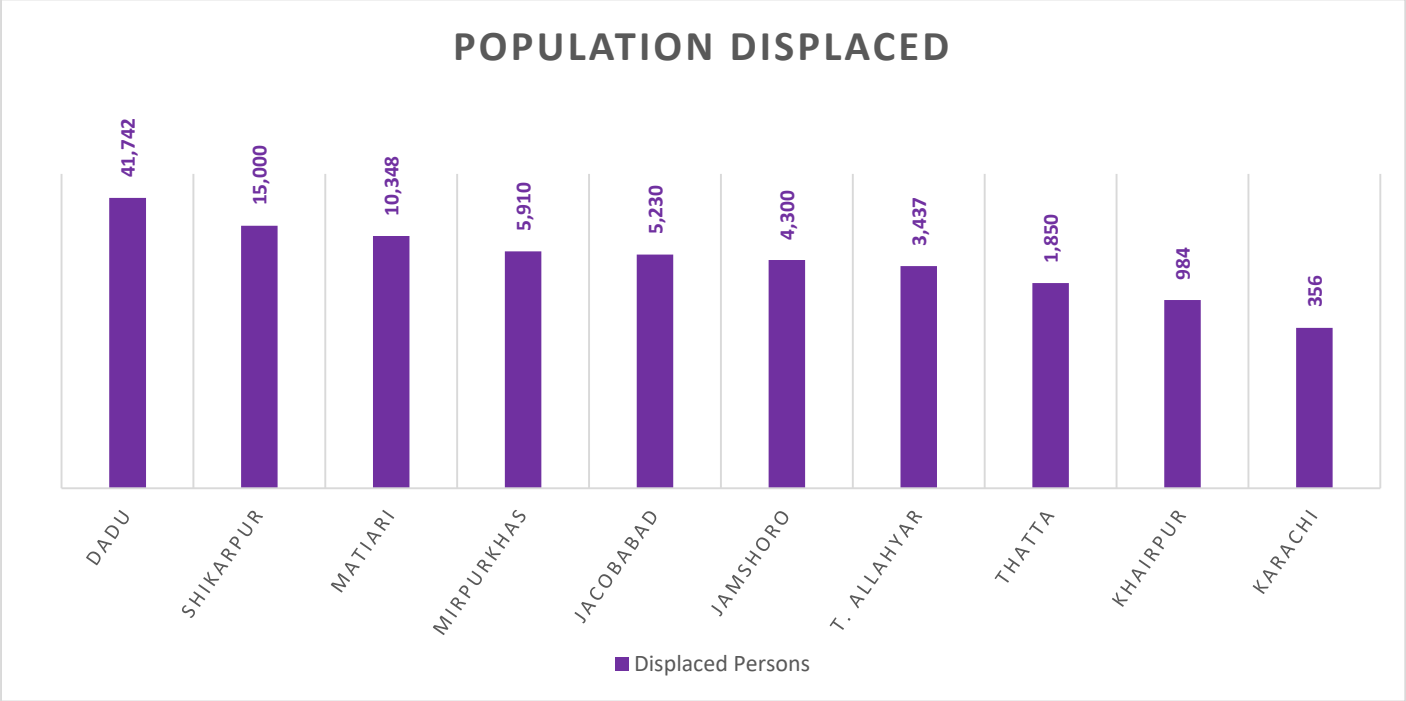

Total Number of Person Displaced: 89,157

Source: *Concerned Deputy Commissioners.*

Relief Camps Established by DDMAs / Deputy Commissioners

District	Relief Camps Established	Persons in Relief Camps (Last 24hrs)			
		M	F	C	Total
Matiari	1	-	-	-	315
Grand Total	**1**	**-**	**-**	**-**	**315**

Source: *Concerned Deputy Commissioners of Sindh.*

Tent Cities Established by DDMAs / Deputy Commissioners

S#	District	Tent Cities				
		No: Tent Cities/Village Established	No of Population in Tents Cities/Villages			
			M	F	C	Total
1	Malir	1	-	-	-	5,132
2	Jamshoro	2	-	-	-	700
3	Dadu	11	-	-	-	8,780
4	Matiari	1	-	-	-	320
5	Thatta	2	-	-	-	285
6	Khairpur	2	-	-	-	984
7	Kamber-Shahdadkot	3	-	-	-	303
Grand Total:		**22**	**-**	**-**	**-**	**16,504**

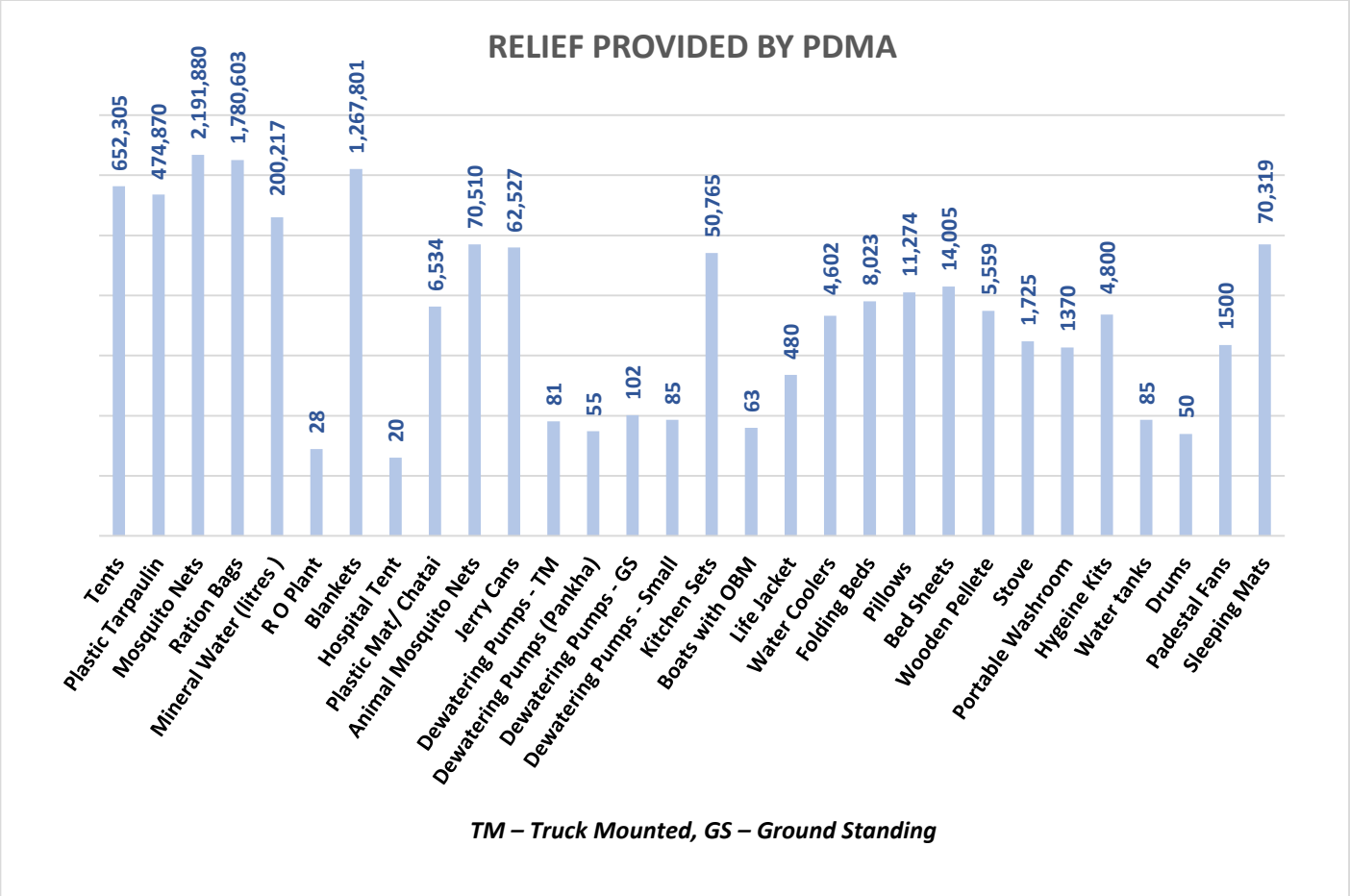
RELIEF PROVIDED BY PDMA
652,305
474,870
2,191,880
1,780,603
200,217
28
1,267,801
20
6,534
70,510
62,527
81
55
102
85
50,765
63
480
4,602
8,023
11,274
14,005
5,559
1,725
1370
4,800
85
50
1500
70,319
Tents
Plastic Tarpaulin
Mosquito Nets
Ration Bags
Mineral Water (litres)
R O Plant
Blankets
Hospital Tent
Plastic Mat/ Chatai
Animal Mosquito Nets
Jerry Cans
Dewatering Pumps - TM
Dewatering Pumps (Pankha)
Dewatering Pumps - GS
Dewatering Pumps - Small
Kitchen Sets
Boats with OBM
Life Jacket
Water Coolers
Folding Beds
Pillows
Bed Sheets
Wooden Pellete
Stove
Portable Washroom
Hygeine Kits
Water tanks
Drums
Padestal Fans
Sleeping Mats
TM – Truck Mounted, GS – Ground Standing

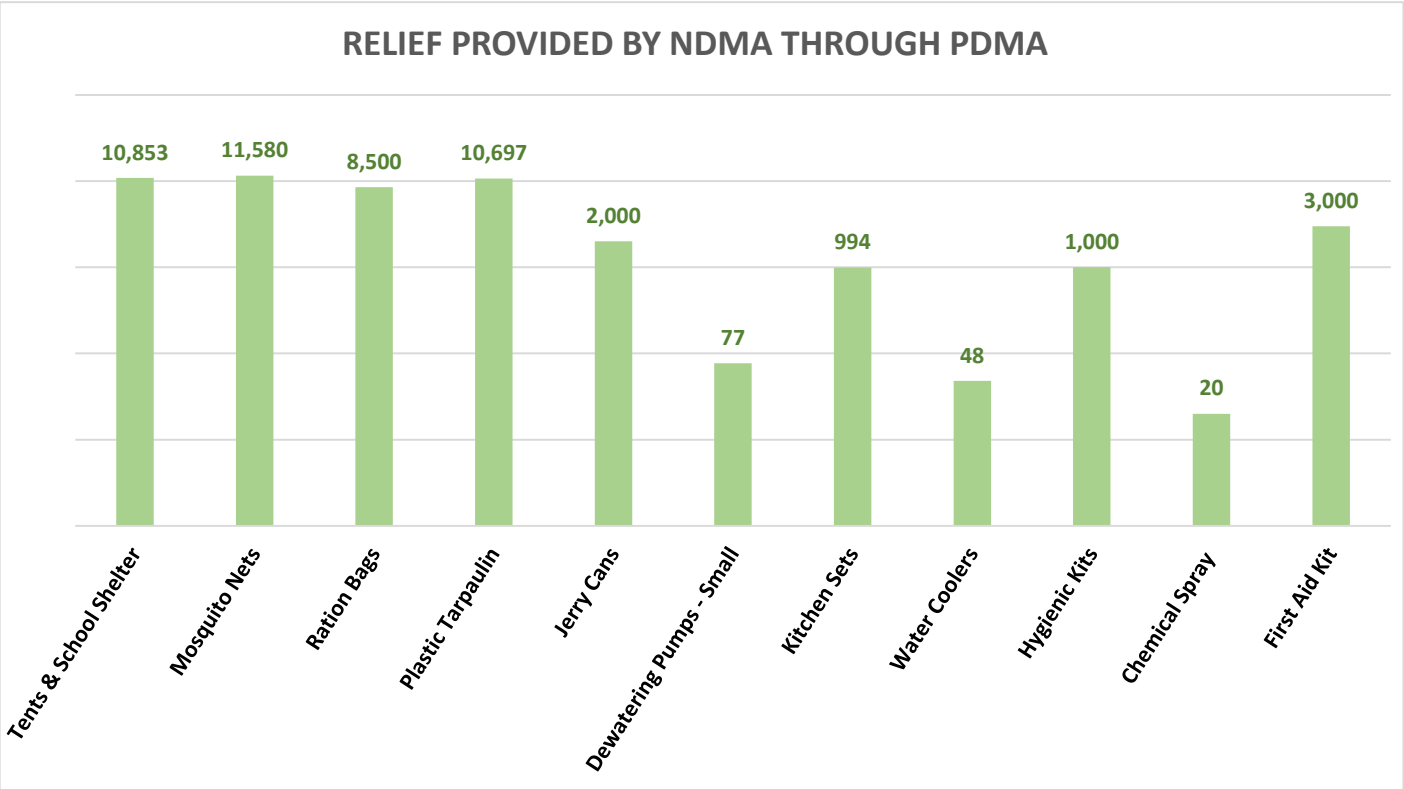
RELIEF PROVIDED BY NDMA THROUGH PDMA
10,853
11,580
8,500
10,697
2,000
77
994
48
1,000
20
3,000
Tents & School Shelter
Mosquito Nets
Ration Bags
Plastic Tarpaulin
Jerry Cans
Dewatering Pumps - Small
Kitchen Sets
Water Coolers
Hygienic Kits
Chemical Spray
First Aid Kit

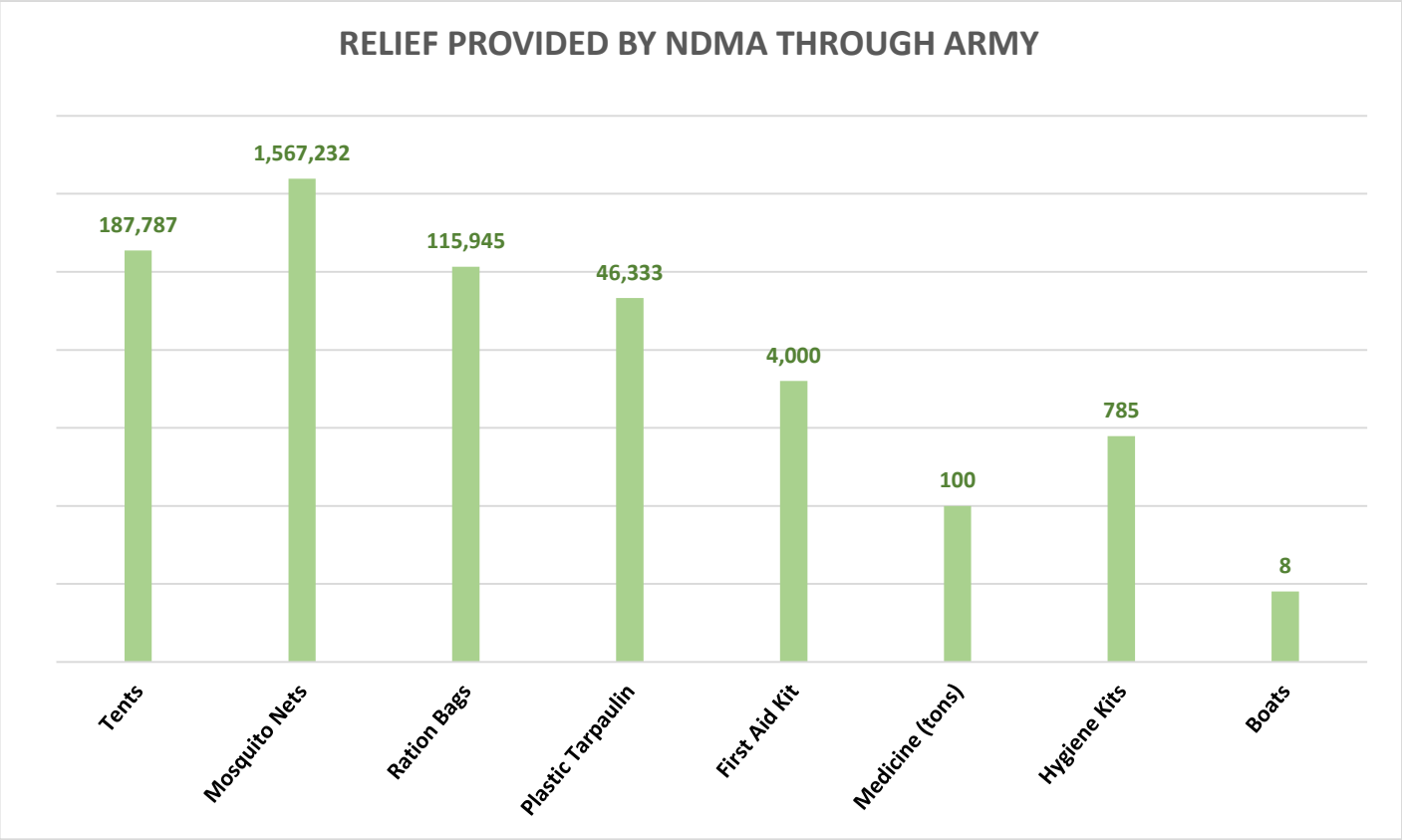
RELIEF PROVIDED BY NDMA THROUGH ARMY
187,787
1,567,232
115,945
46,333
4,000
100
785
8
Tents
Mosquito Nets
Ration Bags
Plastic Tarpaulin
First Aid Kit
Medicine (tons)
Hygiene Kits
Boats

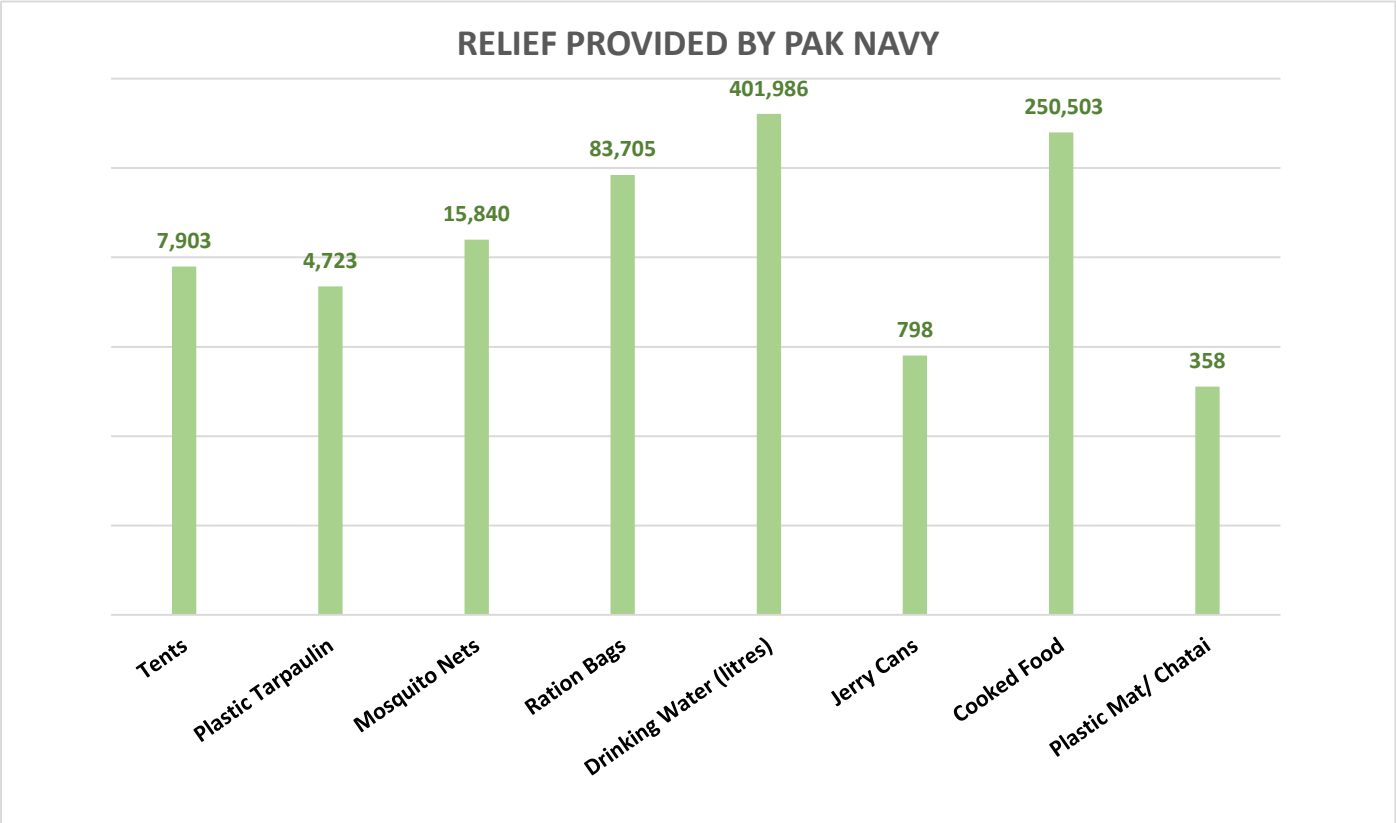
RELIEF PROVIDED BY PAK NAVY
7,903
4,723
15,840
83,705
401,986
798
250,503
358
Tents
Plastic Tarpaulin
Mosquito Nets
Ration Bags
Drinking Water (litres)
Jerry Cans
Cooked Food
Plastic Mat/ Chatai

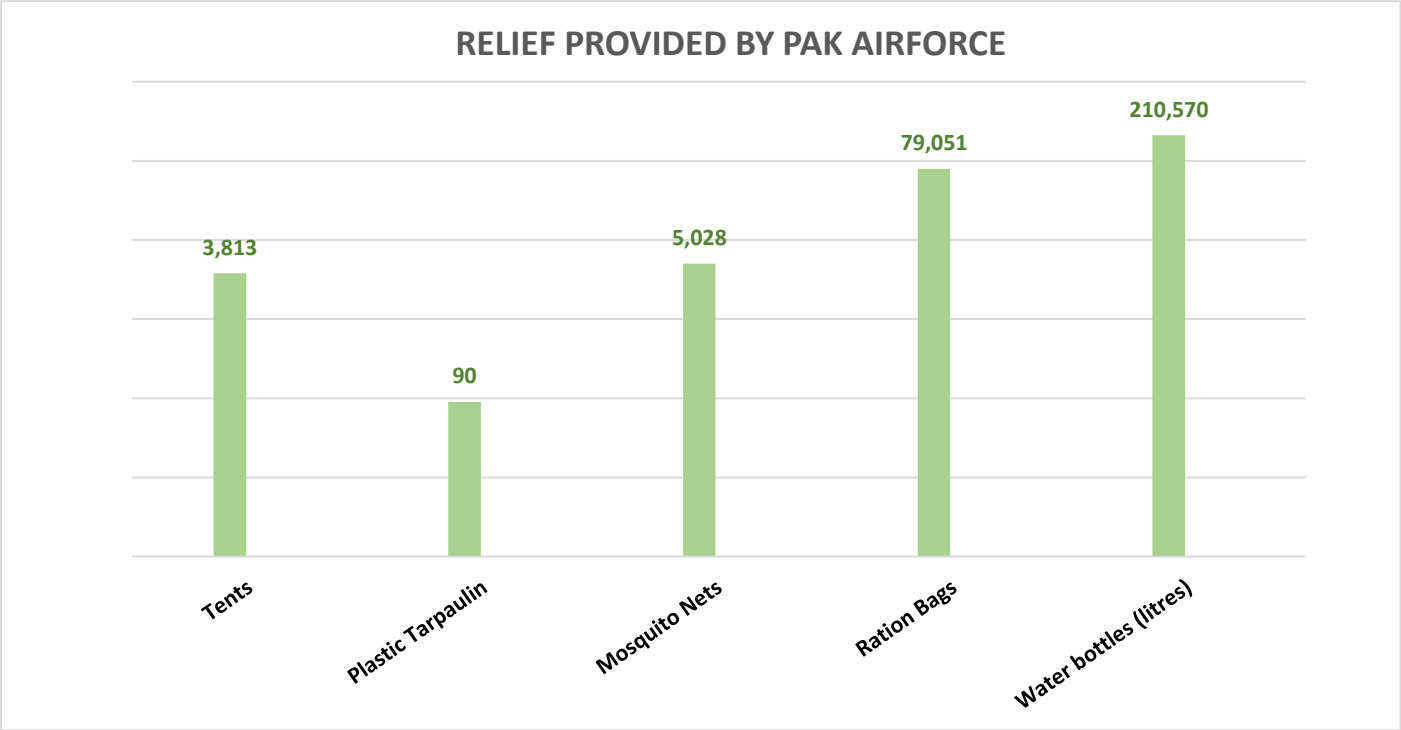

Others:

Organization	Relief
FGRF(INGO)	Cooked Food (Daigs) : 1058

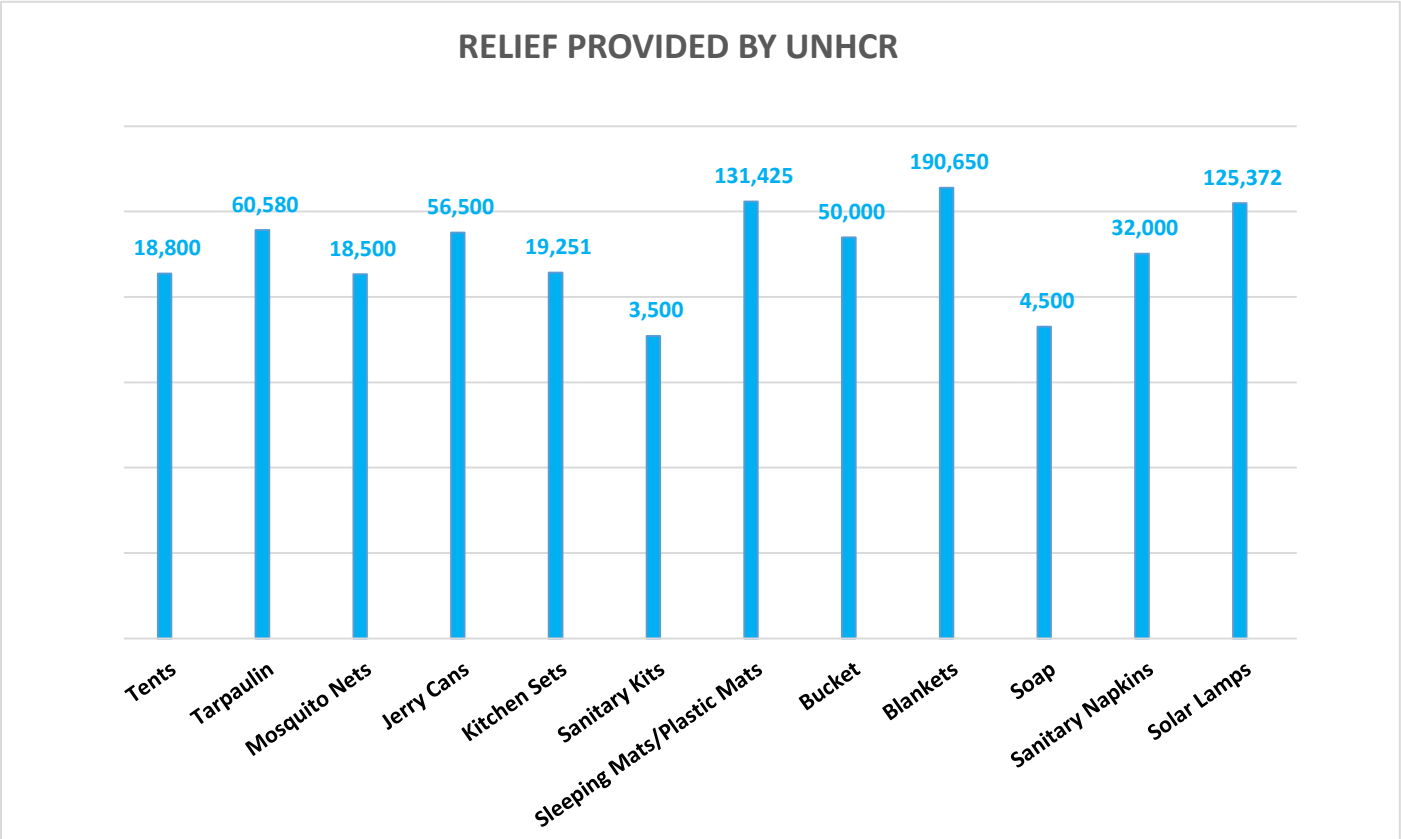

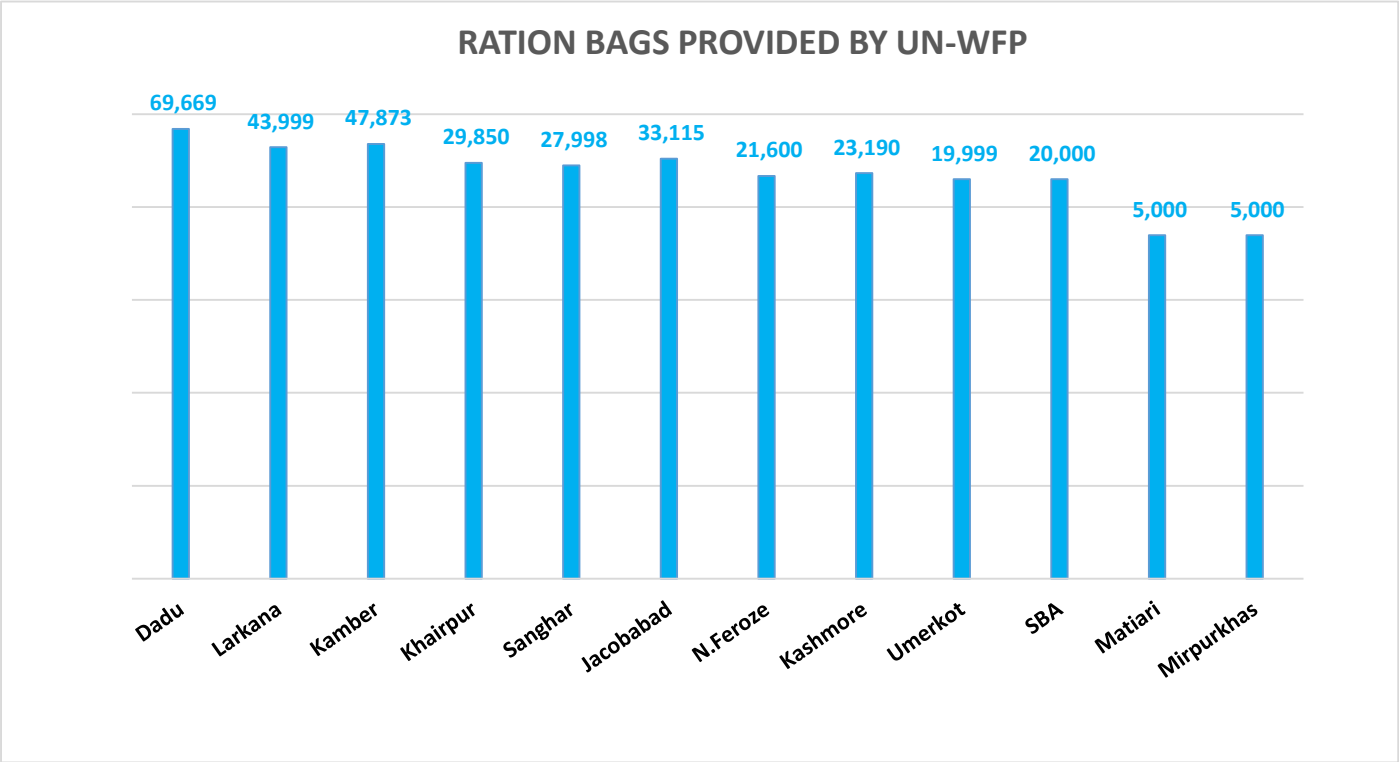
RATION BAGS PROVIDED BY UN-WFP
69,669
43,999
47,873
29,850
27,998
33,115
21,600
23,190
19,999
20,000
5,000
5,000
Dadu
Larkana
Kamber
Khairpur
Sanghar
Jacobabad
N.Feroze
Kashmore
Umerkot
SBA
Matiari
Mirpurkhas

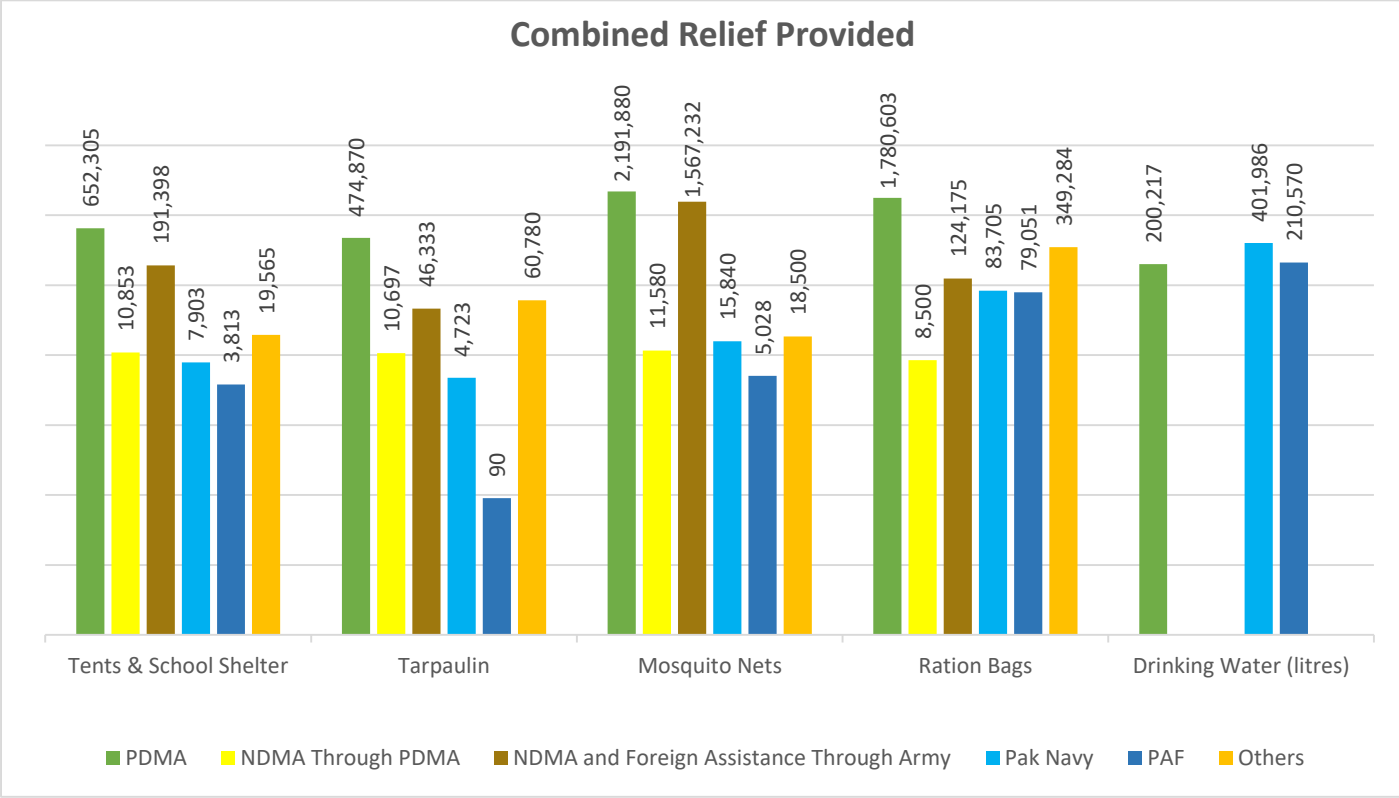
Combined Relief Provided
652,305
10,853
191,398
7,903
3,813
19,565
474,870
10,697
46,333
4,723
90
60,780
2,191,880
11,580
1,567,232
15,840
5,028
18,500
1,780,603
8,500
124,175
83,705
79,051
349,284
200,217
401,986
210,570
Tents & School Shelter
Tarpaulin
Mosquito Nets
Ration Bags
Drinking Water (litres)
PDMA
NDMA Through PDMA
NDMA and Foreign Assistance Through Army
Pak Navy
PAF
Others

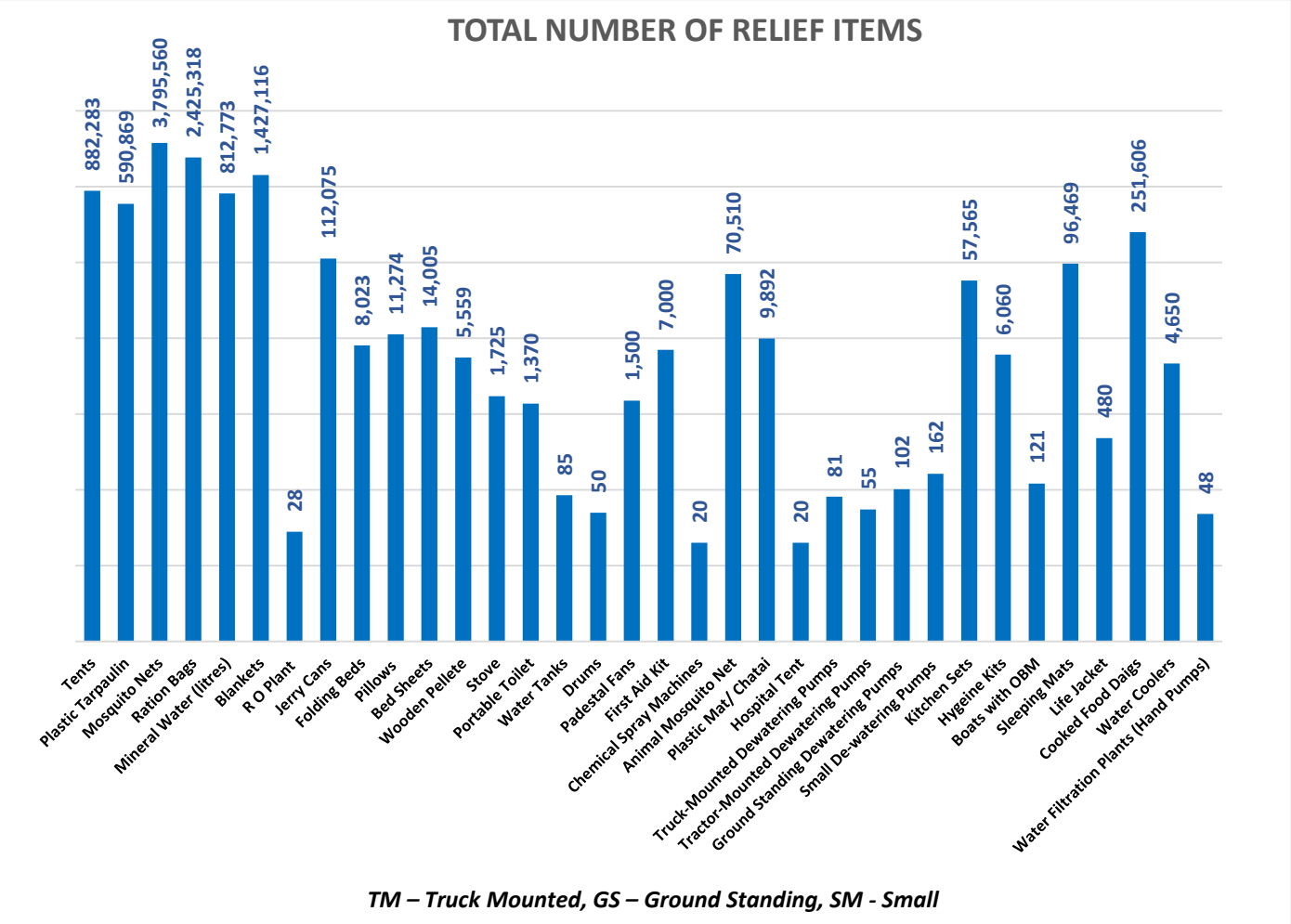

TM – Truck Mounted, GS – Ground Standing, SM - Small

Last 24 Hours (*Already Included in Total*)**:**

Districts	Tents	Mosquito Nets	Blankets	Animal Mosquito Nets
Badin	-	-	5,000	-
Tando Allahyar	-	-	1,700	4,800
Kashmore	-	-	4,000	-
Matiari	-	-	5,000	-
Dadu	3,500	-	-	-
Jacobabad	5,000	-	-	-
N.Feroze	-	20,000	-	-
Total	**8,500**	**20,000**	**15,700**	**4,800**

Sd/-
(WAQAR AHMED)
INCHARGE PEOC
PDMA SINDH